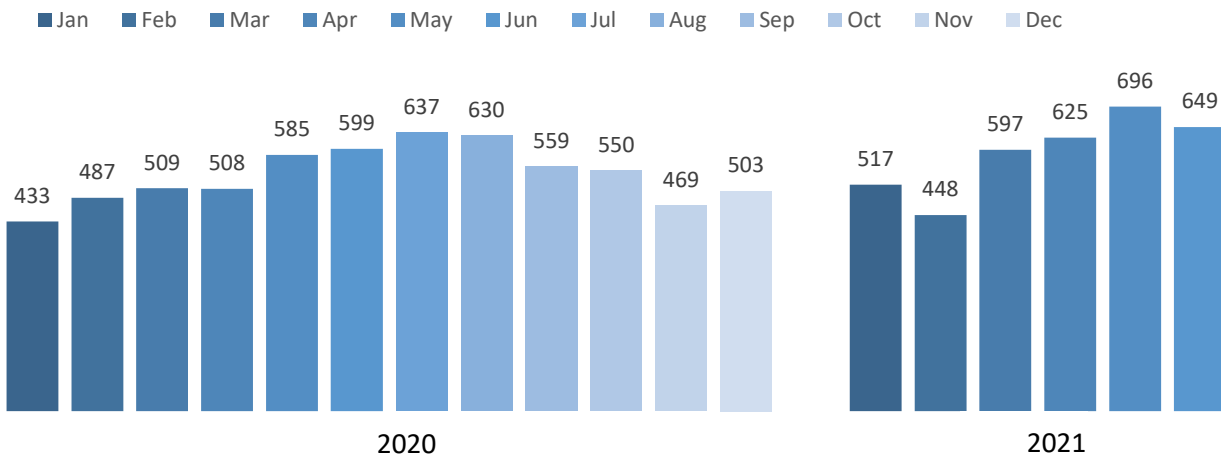


## White Rock RCMP Q2 Report (April 1, 2021 to June 30, 2021)

**Calls for service:** This is an indicator of the volume of work being conducted at the detachment. A comparison of the same quarter (April to June) in 2020 and **2021** shows a 16% increase in call volume (1692 vs. **1970**).

### Total calls for service by month



**For context**

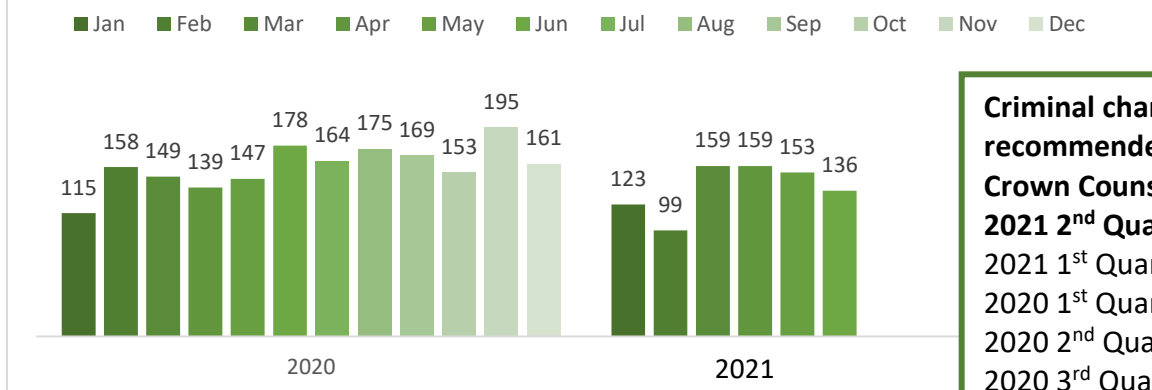
Total calls for service:

**2021 Jan to Jun: 3750**

2020: 6905  
 2019: 6607  
 2018: 6789  
 2017: 6231  
 2016: 6463

**Criminal occurrences:** There were 449 criminal matters reported to police in the 2<sup>nd</sup> quarter of 2021, this is a 7% decrease compared to the same quarter in 2020 (460). Breakdown by category: property crime 44% (197), disturbance/breach 28% (125), person's offences 21% (94), drug offences <1% (2), and criminal driving offences 4% (19).

### Total criminal offences reported



**Criminal charges recommended to Crown Counsel:**

**2021 2<sup>nd</sup> Quarter: 63**

2021 1<sup>st</sup> Quarter: 45  
 2020 1<sup>st</sup> Quarter: 25  
 2020 2<sup>nd</sup> Quarter: 37  
 2020 3<sup>rd</sup> Quarter: 39  
 2020 4<sup>th</sup> Quarter: 39

#### Theft from vehicle

	Q1	Q2	Q3	Q4
<b>2020</b>	68	37	33	47
<b>2021</b>	36	38		

Context: There was a **3% increase in theft from vehicle offences** from the same quarter last year. There is no concentrated area in White Rock that theft from auto offences occur at. Some of these offences are catalytic converters (a part of the exhaust system that has value) which are cut from under the vehicle. Please report any suspicious metal saw sounds at night as this may be thieves at work.

#### Theft of vehicle

	Q1	Q2	Q3	Q4
<b>2020</b>	10	10	4	7
<b>2021</b>	4	7		

Context: There was a **30% decrease in theft of vehicle offences** compared to the same quarter last year. There were no consistent vehicle type stolen.

**Break and Enter – Residential**

	Q1	Q2	Q3	Q4
<b>2020</b>	11	12	5	11
<b>2021</b>	7	6		

Context: There are no concentrated areas that these offences are occurring in. Three of the reported B&E’s were by people suspected of knowing the homeowners and may have had keys. One was a forced entry by breaching the front door.

**Break and Enter - Business**

	2021 Q1	2021 Q2	2021 Q3	2021 Q4
<b>Commercial business</b>	7	3		
<b>Storage, parkade, or other</b>	3	2		
<b>Common / condo mailbox</b>	0	9		
<b>TOTAL</b>	<b>10</b>	<b>14</b>		

Context: Six of the condo mail box break and enter incidents were resolved by an arrest of two individuals.

**Crimes against person**

	Q1	Q2	Q3	Q4
<b>2020</b>	61	84	88	82
<b>2021</b>	78	94		

- 28% (26) of the reported crimes against persons were for uttering threats and harassing communications.
- 12% of violent offences were intimate-partner incidents and 8% were between other family members.
- There were 6 sexual offences reported this quarter.

**Mental health related calls**

**Calls for service with a significant mental health component:**

2021 Q2: 82  
2020 Q2: 115

**Mental Health Act calls - (assessments/apprehensions):**

2021 Q1: 51  
2020 Q1: 88

**Traffic enforcement violation tickets / written notices**

	JAN	FEB	MAR	APR	MAY	JUN	JUL	AUG	SEP	OCT	NOV	DEC
<b>2021</b>	222	148	279	204	422	463						

**Notable incident trends / police activity**

**Property Crime:** No area of White Rock is immune from property crime. Based on local incidents, buildings that have robust doors are the least likely to be broken into. Six of the condo mail box break and enters were resolved by the identification of two prolific property offenders that reside in Surrey. Two females, both in their 20’s, were identified through investigation and charge recommendations of break & enter, mischief, and theft of mail are anticipated.

**Traffic enforcement:** During May and June there was an increased focus on Marine Drive, Johnston Rd, and North Bluff. In relation to the noisy vehicle enforcement campaign, we have issued approximately 60 inspection notices this year, compared to 50 for all of 2020. The enforcement will continue and it is encouraging to hear that some car clubs have been spreading the word on social media for us.

**Marine Drive / Beach patrols:** Weekends during Q2 have had enhanced policing on the waterfront. These additional officers on shift are providing a visible police presence and conducting enforcement of substance use in public and in the parking lots, traffic enforcement, rails safety enforcement, and assisting the White Rock Fire Department with open fires.

**Bicycle patrols:** Primarily dedicated to the uptown area for property crime deterrence, traffic enforcement, and nuisance offences.

**COVID-19:** Minimal calls relating to non-compliance with mask wearing in public buildings when there was an order in place. As of this quarter, no enforcement action has been required.

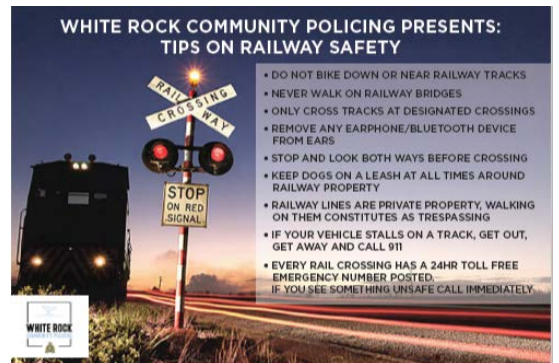
**Social concerns:** Our detachment conducted a homelessness count on April 16<sup>th</sup> and 17<sup>th</sup>, locating and having meaningful conversations with four unsheltered individuals. The White Rock officers are aware of 24 individuals that frequent White Rock. Read our brief report at: [whiterockcity.ca/RCMP](http://whiterockcity.ca/RCMP)

We also participate in the newly formed At-Risk and Priority Population Task Force that is working advance solutions to support individuals experiencing homelessness.

## Community Engagement

### • Community Policing Volunteers

- For Prevention of Violence Against Women Week, Victim Services partnered with the City's recreation department and held a free yoga therapy class via Zoom. It provided an opportunity to raise awareness regarding gender-based violence as well support those who have or are experiencing gender-based violence.
- Volunteer Appreciation Drive-thru event: This was an opportunity to celebrate and show appreciation to our community policing volunteers. Special thanks to Mayor Walker for attending and speaking to our volunteers.
- Six Bike Safety videos created by volunteers to provide safety tips for cycling. Topics included safety gear and helmets, bike safety equipment, seat height and positioning, pre-ride checklist, road safety tips. Check them out on the White Rock Community Policing Facebook page.
- Railway safety cards created to assist in promoting safe practices on or near the rail tracks.
- Organized packages and a power point presentation on fraud for the Evergreen Seniors Centre.
- Speed Watch: a pair of volunteers spent over 46 hours doing weekly set ups with the speed watch board at various locations around the city. On average, they recorded 130-230 vehicles per session. They were also involved with setting up the Black Cat radar at locations where there had been concerns of speeding made by the public.
- Bike Patrol volunteers logged over 160 hours this quarter patrolling the city and connecting with the public. Volunteers will leave a card or verbal reminder to vehicle owners if their plate has expired as well will distribute lockout auto crime and rail safety cards while on patrol. Volunteers will check in and report on any issues local businesses may be experiencing.
- Community-On-Patrol volunteers logged in 96 hours this quarter and much like our Bike Patrol, connect with the public, assisted with lock out auto and expired plates and check in with local businesses to report any issues they may be having.



- **Block Watch:** White Rock Block Watch groups had their quarterly Zoom meeting with the detachment commander on July 14th. The detachment commander spends the first portion going over this quarterly report, then it is an open Q&A session regarding issues that matter to the group.



- **Twitter:** The @WhiteRockRCMP twitter account has one of the highest number of per-capita followers for a police agency, surpassing most other RCMP detachments in the Lower Mainland. The followers continue to grow each quarter with approximately 5780 at the end of Q2 (200 more followers compared to 3 months ago).



- **Facebook:** Our *White Rock RCMP* Facebook page has been temporarily paused for technical issues. However, the White Rock Community Policing Facebook page is active



Go to the City of White Rock website for more information on what the White Rock RCMP is doing for you  
[www.whiterockcity.ca/RCMP](http://www.whiterockcity.ca/RCMP)

## Data Qualifiers

- The data in this report does not infer the complexity of an investigation or the outcome. Data in this report is based on a search of the Police Records and Information Management Environment (PRIME). Data may change over time due to the dynamic nature of offences being reported, cleared, and categorized.
- The complexity of a criminal investigation and amount of resources required to investigate an incident is not reflected in the data. For example, a property crime investigation may be concluded after initial information gathering due to the lack of evidence required to proceed further, while another property crime investigation may require numerous judicial authorizations and that spans months to accumulate evidence, prepare a report to Crown, and comply with disclosure requirements.
- Most serious incident rule: The crime data contained within this report utilizes the UCR Survey to collect aggregate data on the incidence of crime. The UCR survey uses the most serious incident rule when compiling police-reported crime data. The rule also stipulates that where a single criminal incident contains a number of violations of the law, then only the most serious one is reported for UCR purposes. As a result, the total number of UCR offences does not represent the total number of all crime reported by police.
- Total criminal offences includes Universal Crime Reporting Survey (UCR) codes 1000 to 5999 (property, persons and other offences), 9000 to 9999 (criminal driving offences)
- Calls for service include 911 calls, non-emergency, front counter reports, and files generated by officers on the road.
- The break and enter, both residential and business, occurrences are manually reviewed to provide greater context to the nature of the incident. The UCR statistics reported to the Canadian Centre of Justice Statistics may appear different as it does not differentiate between the different types of business break and enters.
- To protect privacy, the number of sexual offences each quarter will only be reported by actual number if 5 or more incidents are reported. The report will otherwise state *under 5 sexual offences reported*.