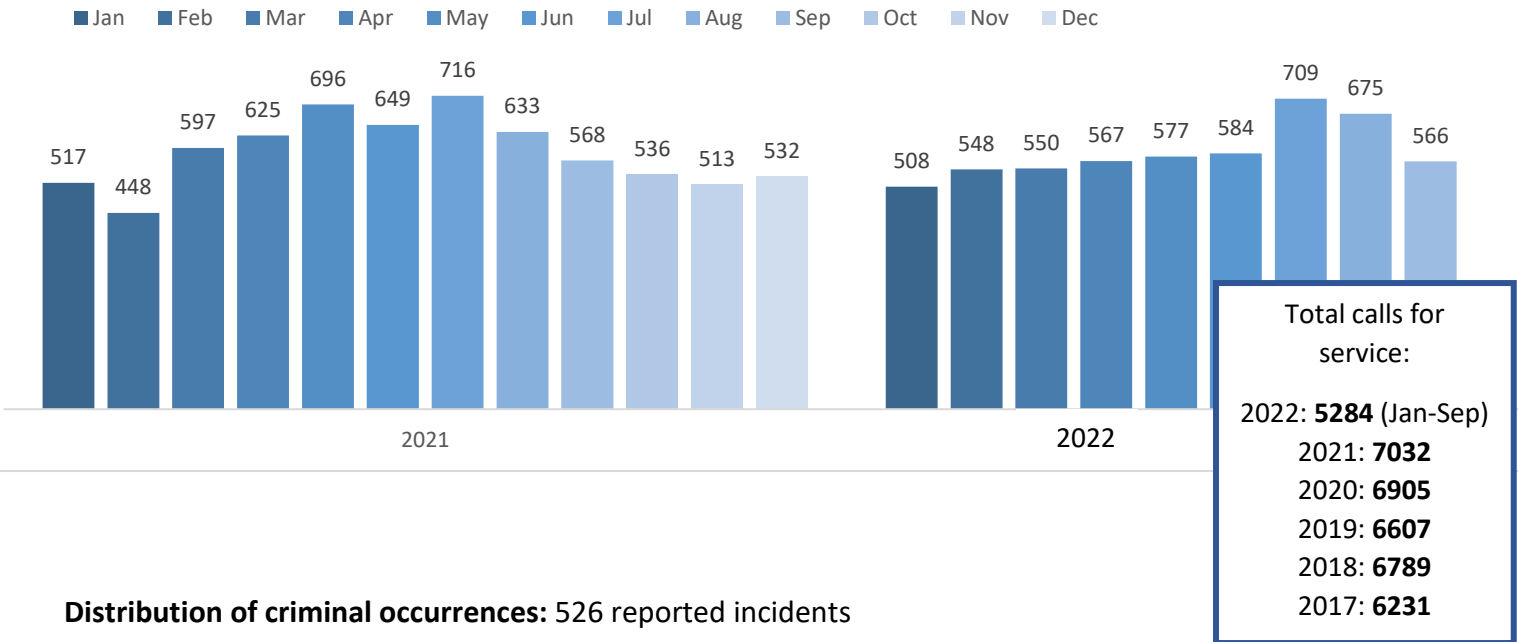


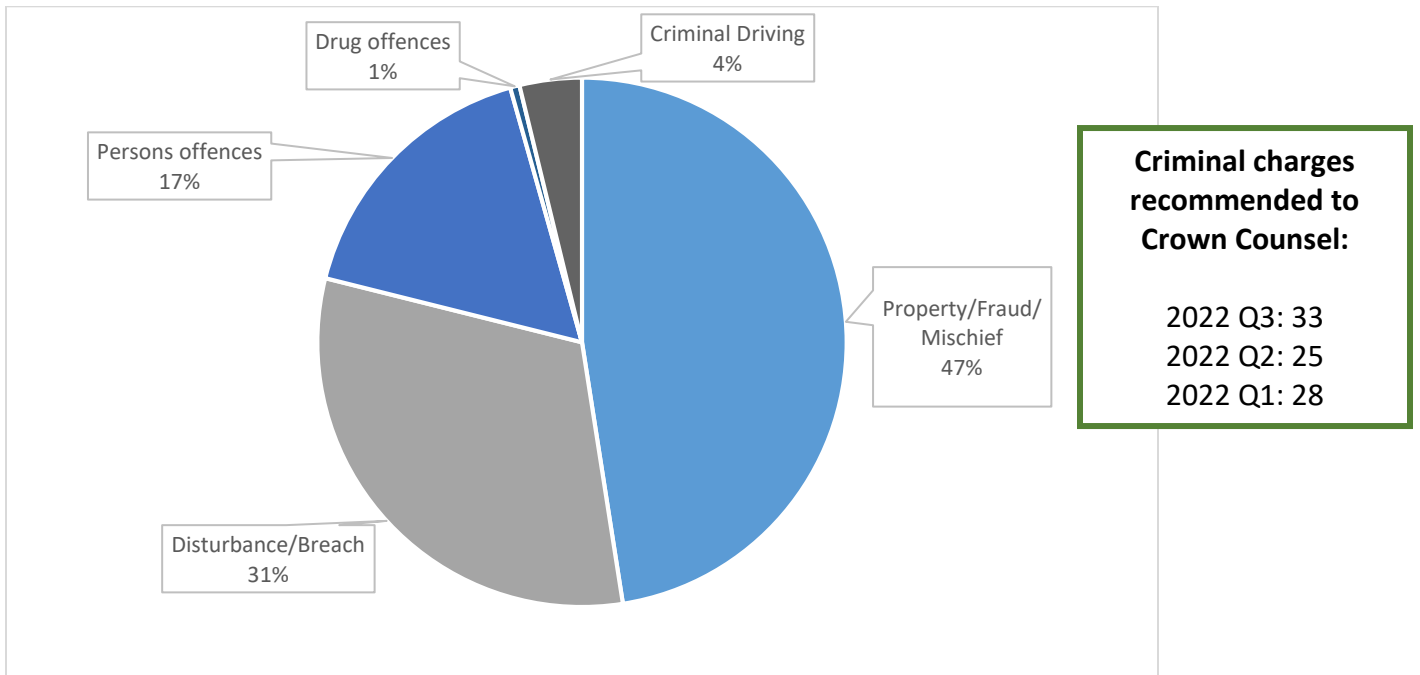
White Rock RCMP Q3 Report (July 1, 2022 to Sept 30, 2022)

Calls for service: This is an indicator of the volume of work being conducted at the detachment. A comparison of the same quarter (July to Sept) in 2021 and **2022** shows a similar call volume (1917 vs. **1950**).

Total calls for service by month



Distribution of criminal occurrences: 526 reported incidents

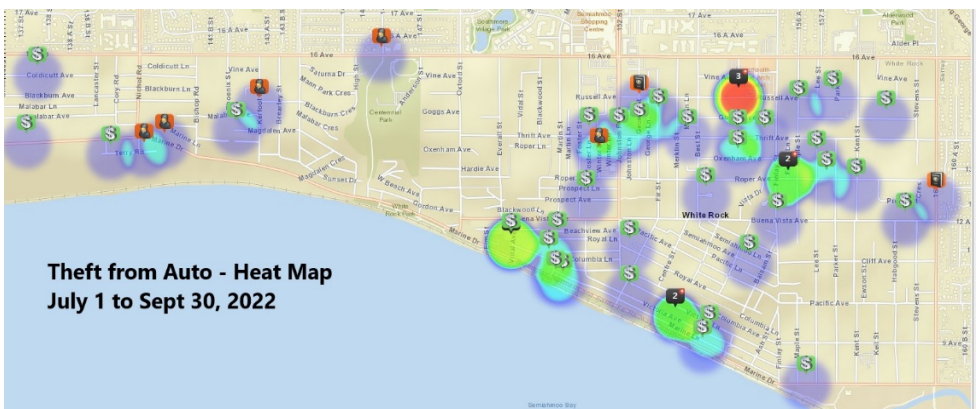


Theft from vehicle

	Q1	Q2	Q3	Q4
2022	67	65	50	
2021	68	37	33	47

Theft of vehicle

	Q1	Q2	Q3	Q4
2022	15	15	10	
2021	10	10	4	7



Break and Enter – Residential

	Q1	Q2	Q3	Q4
2022	4	10	17	
2021	7	6	8	12

Seven of the break and enter incidents resulted in arrests of individuals where charges are or may be recommended. Investigators determined that one 37-year old Surrey resident with a history of property crime in the Lower Mainland was responsible for more than one incident. In two other cases the home owners had individuals unknown to them essentially help themselves to the use of their homes. In one case an owner arrived home to a male that took a shower, had some food and sauntered around while having a cigarette. The male then left in his car after speaking to the home owners, later to be arrested at the Canada/USA border crossing where he was also suspected to be driving under the influence of a drug. In another case, a female entered an unlocked door to an occupied home, told the home owner it was her house and sat down. She was subsequently arrested when police arrived on an outstanding warrant, in addition to being unlawfully in a house. It was suspected that she was having a drug induced delusion. Finally, in another incident, it is alleged that a landlord illegally entered a rental unit and barricaded the door with glue and 2x4's, contrary to criminal law and the Residential Tenancy Act.

Break and Enter - Business

	2022 Q1	2022 Q2	2022 Q3	2022 Q4
Commercial business	8	2	4	
Storage, parkade, or other	4	7	11	
Common / condo mailbox	1	5	1	
TOTAL	13	14	16	

Mental health related calls

Calls for service with a primary mental health component:

2022 Q3: 81

Mental Health Act calls - (assessments/apprehensions):

2022 Q3: 36

Crimes against person

	Q1	Q2	Q3	Q4
2022	64	58	81	
2021	78	94	80	61

- There was a similar occurrence rate compared to the same quarter in 2021.
- There were 8 sexual offences reported this quarter.

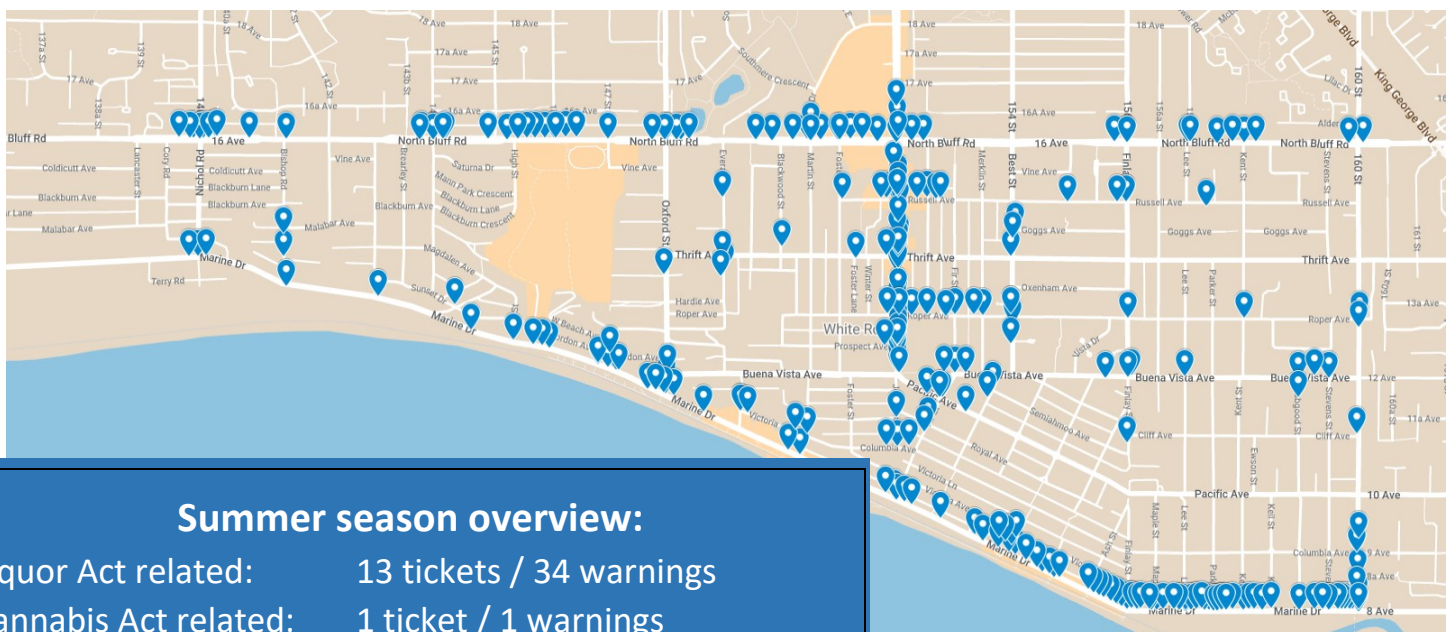
Impaired Driving

During Q3 White Rock officers removed **27** impaired drivers from our streets.

Traffic enforcement violation tickets / written notices

	JAN	FEB	MAR	APR	MAY	JUN	JUL	AUG	SEP	OCT	NOV	DEC
2022	103	93	272	117	133	195	124	166	121			

Locations of road safety interactions (July to September)



Summer season overview:

Liquor Act related: 13 tickets / 34 warnings

Cannabis Act related: 1 ticket / 1 warnings

Rail Safety Act: 50 tickets / 201 warnings

Shore side fires: 4 tickets / 126 extinguished

Data Qualifiers

- The data in this report does not infer the complexity of an investigation or the outcome. Data in this report is based on a search of the Police Records and Information Management Environment (PRIME). Data may change over time due to the dynamic nature of offences being reported, clarified, cleared, and categorized.
- The complexity of a criminal investigation and amount of resources required to investigate an incident is not reflected in the data. For example, a property crime investigation may be concluded after initial information gathering due to the lack of evidence required to proceed further, while another property crime investigation may require numerous judicial authorizations that spans months to accumulate evidence, prepare a report to Crown Counsel, and comply with disclosure requirements.
- Most serious incident rule: The crime data contained within this report utilizes the UCR Survey to collect aggregate data on the incidence of crime. The UCR survey uses the most serious incident rule when compiling police-reported crime data. The rule also stipulates that where a single criminal incident contains a number of violations of the law, then only the most serious one is reported for UCR purposes. As a result, the total number of UCR offences does not represent the total number of all crime reported by police.
- Total criminal offences includes Universal Crime Reporting Survey (UCR) codes 1000 to 5999 (property, persons and other offences), 9000 to 9999 (criminal driving offences)
- Calls for service include 911 calls, non-emergency, front counter reports, and files generated by officers on the road.
- The break and enter, both residential and business, occurrences are manually reviewed to provide greater context to the nature of the incident. The UCR statistics reported to the Canadian Centre of Justice Statistics may appear different as it does not differentiate between the different types of business break and enters.
- To protect privacy, the number of sexual offences each quarter will only be reported by actual number if 5 or more incidents are reported. The report will otherwise state *under 5 sexual offences reported*.