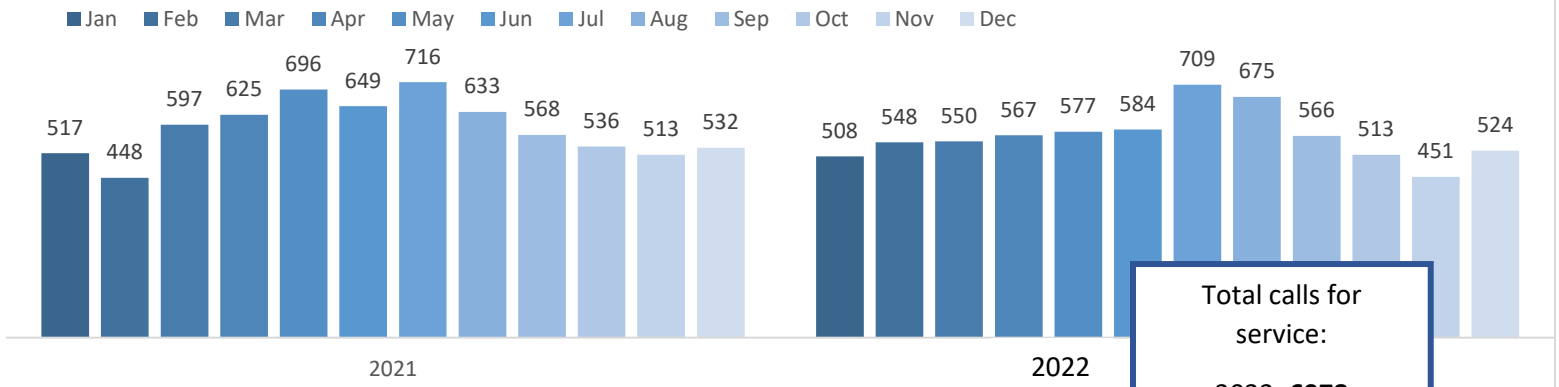


White Rock RCMP Q4 Report (Oct 1, 2022 to Dec 31, 2022)

Calls for service: This is an indicator of the volume of work being conducted at the detachment. A comparison of the same quarter (Oct to Dec) in 2021 and **2022** shows a 6% decrease in call volume (1585 vs. **1488**).

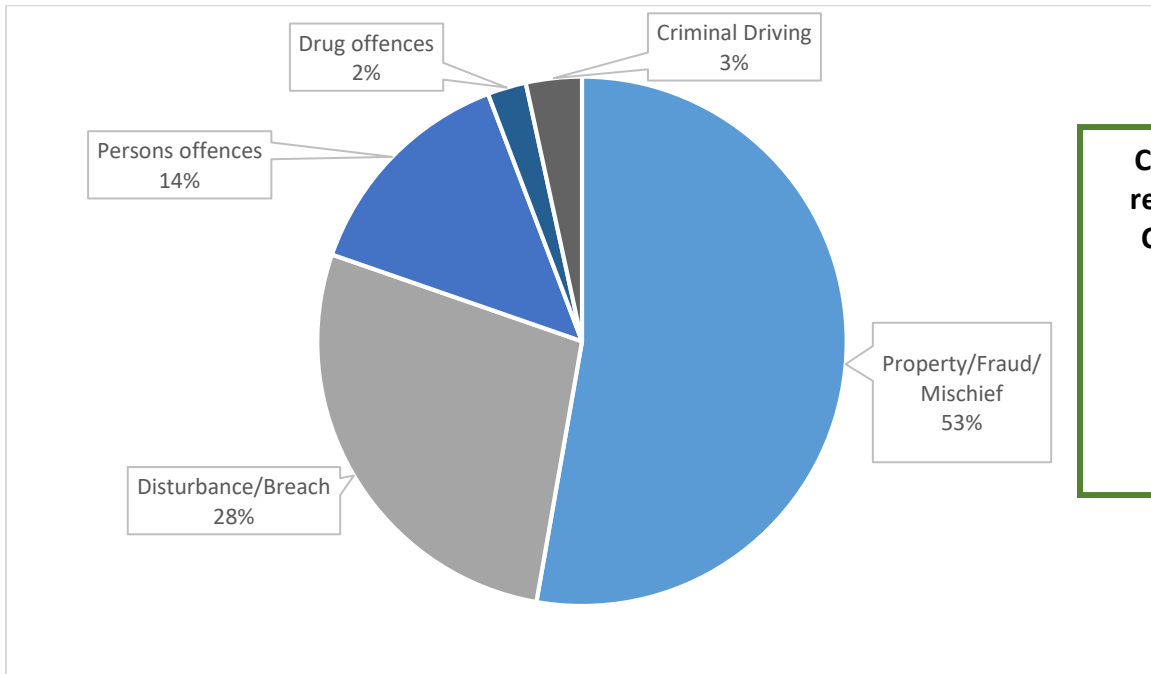
Total calls for service by month



Total calls for service:

2022: **6978**
 2021: **7032**
 2020: **6905**
 2019: **6607**

Distribution of criminal occurrences: 384 reported incidents



Criminal charges recommended to Crown Counsel:

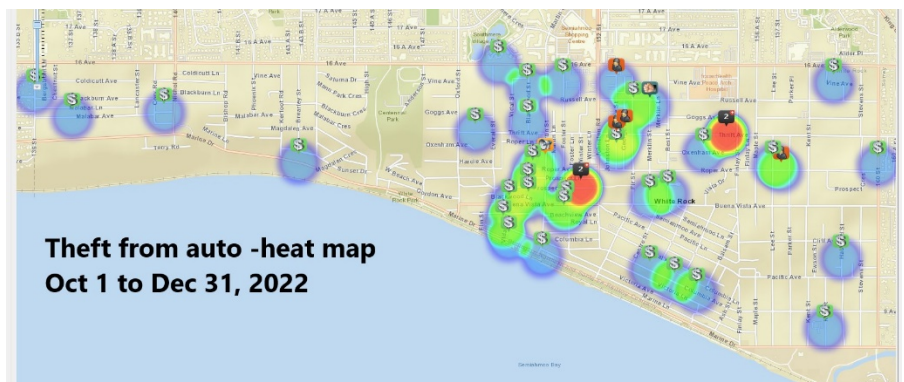
2022 Q4: 23
 2022 Q3: 33
 2022 Q2: 25
 2022 Q1: 28

Theft from vehicle

| | Q1 | Q2 | Q3 | Q4 |
|-------------|----|----|----|----|
| 2022 | 67 | 65 | 50 | 45 |
| 2021 | 68 | 37 | 33 | 47 |

Theft of vehicle

| | Q1 | Q2 | Q3 | Q4 |
|-------------|----|----|----|----|
| 2022 | 15 | 15 | 10 | 11 |
| 2021 | 10 | 10 | 4 | 7 |



Break and Enter – Residential

| | Q1 | Q2 | Q3 | Q4 |
|-------------|----|----|----|----|
| 2022 | 4 | 10 | 17 | 8 |
| 2021 | 7 | 6 | 8 | 12 |

Suspects were identified in 7 out of the 8 residential break and enters. Two incidents resulted in charges being recommended to Crown Counsel. In three other incidents the home owner knew the suspect. Charges were recommended in 3 of the 7 commercial business break and enters, all at the same business.

Break and Enter - Business

| | 2022 Q1 | 2022 Q2 | 2022 Q3 | 2022 Q4 |
|-----------------------------------|-----------|-----------|-----------|-----------|
| Commercial business | 8 | 2 | 4 | 7 |
| Storage, parkade, or other | 4 | 7 | 11 | 10 |
| Common / condo mailbox | 1 | 5 | 1 | 0 |
| TOTAL | 13 | 14 | 16 | 17 |

Mental health related calls

Calls for service with a primary mental health component:

2022 Q4: 82

Mental Health Act calls - (assessments/apprehensions):

2022 Q4: 34

Crimes against person

| | Q1 | Q2 | Q3 | Q4 |
|-------------|----|----|----|----|
| 2022 | 64 | 58 | 81 | 53 |
| 2021 | 78 | 94 | 80 | 61 |

- There were less than 5 sexual offences reported this quarter.

Impaired Driving

During Q4 White Rock officers removed **16** impaired drivers from our streets.

Traffic enforcement violation tickets / written notices

| | JAN | FEB | MAR | APR | MAY | JUN | JUL | AUG | SEP | OCT | NOV | DEC |
|-------------|-----|-----|-----|-----|-----|-----|-----|-----|-----|-----|-----|-----|
| 2022 | 103 | 93 | 272 | 117 | 133 | 195 | 124 | 166 | 121 | 73 | 99 | 32 |

Locations of road safety interactions (October to December)



Go to the City of White Rock website for more information on what the White Rock RCMP is doing for you www.whiterockcity.ca/RCMP

Data Qualifiers

- The data in this report does not infer the complexity of an investigation or the outcome. Data in this report is based on a search of the Police Records and Information Management Environment (PRIME). Data may change over time due to the dynamic nature of offences being reported, clarified, cleared, and categorized.
- The complexity of a criminal investigation and amount of resources required to investigate an incident is not reflected in the data. For example, a property crime investigation may be concluded after initial information gathering due to the lack of evidence required to proceed further, while another property crime investigation may require numerous judicial authorizations that spans months to accumulate evidence, prepare a report to Crown Counsel, and comply with disclosure requirements.
- Most serious incident rule: The crime data contained within this report utilizes the UCR Survey to collect aggregate data on the incidence of crime. The UCR survey uses the most serious incident rule when compiling police-reported crime data. The rule also stipulates that where a single criminal incident contains a number of violations of the law, then only the most serious one is reported for UCR purposes. As a result, the total number of UCR offences does not represent the total number of all crime reported by police.
- Total criminal offences includes Universal Crime Reporting Survey (UCR) codes 1000 to 5999 (property, persons and other offences), 9000 to 9999 (criminal driving offences)
- Calls for service include 911 calls, non-emergency, front counter reports, and files generated by officers on the road.
- The break and enter, both residential and business, occurrences are manually reviewed to provide greater context to the nature of the incident. The UCR statistics reported to the Canadian Centre of Justice Statistics may appear different as it does not differentiate between the different types of business break and enters.
- To protect privacy, the number of sexual offences each quarter will only be reported by actual number if 5 or more incidents are reported. The report will otherwise state *under 5 sexual offences reported*.